

Promethean ActivPanel Apple TV Steps

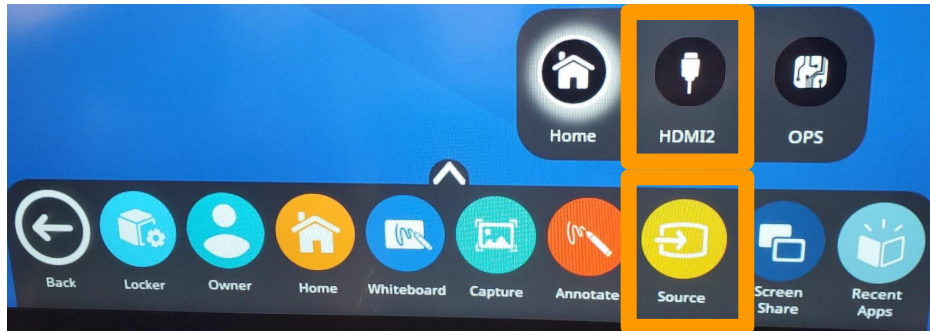
Mirror Your iOS Device's Screen

The AirPlay feature lets you mirror your full phone or tablet screen on the ActivPanel. This is useful if you want to see any non-streaming content from your device on the ActivPanel.

Step 1: Power on Panel (This can be done on the panel Center Console or on the remote)

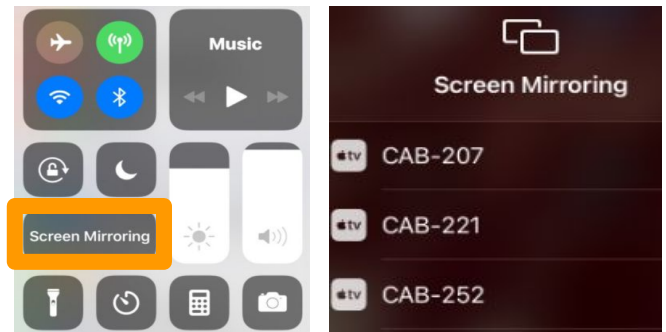
Step 2: Swipe up on the Start Page to bring up Unified Menu

Step 3: Click on Source and HDMI 2 to power on the Apple TV



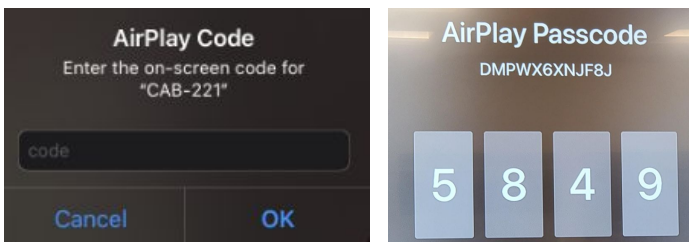
Step 4: Using your iPhone or iPad, open the Control Center and click on Screen Mirroring

Step 5: Choose which Apple TV you would like to connect to. Apple TV's are named by their room number.

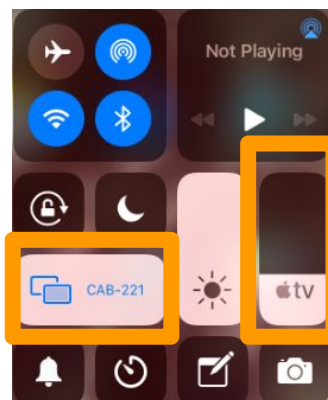


Step 6: Before connecting you will need to enter the AirPlay Code that will be displayed on the ActivPanel

Step 7: You are now displaying your device's screen on the ActivPanel



Step 7: To disconnect your device, open the Control Panel again and click on the Apple TV Name and power off the ActivPanel with the power button on the Panel or remote.



***If you need to change the volume playing on the Apple TV, open the Control panel and slide up or down until you reach the perfect setting.**